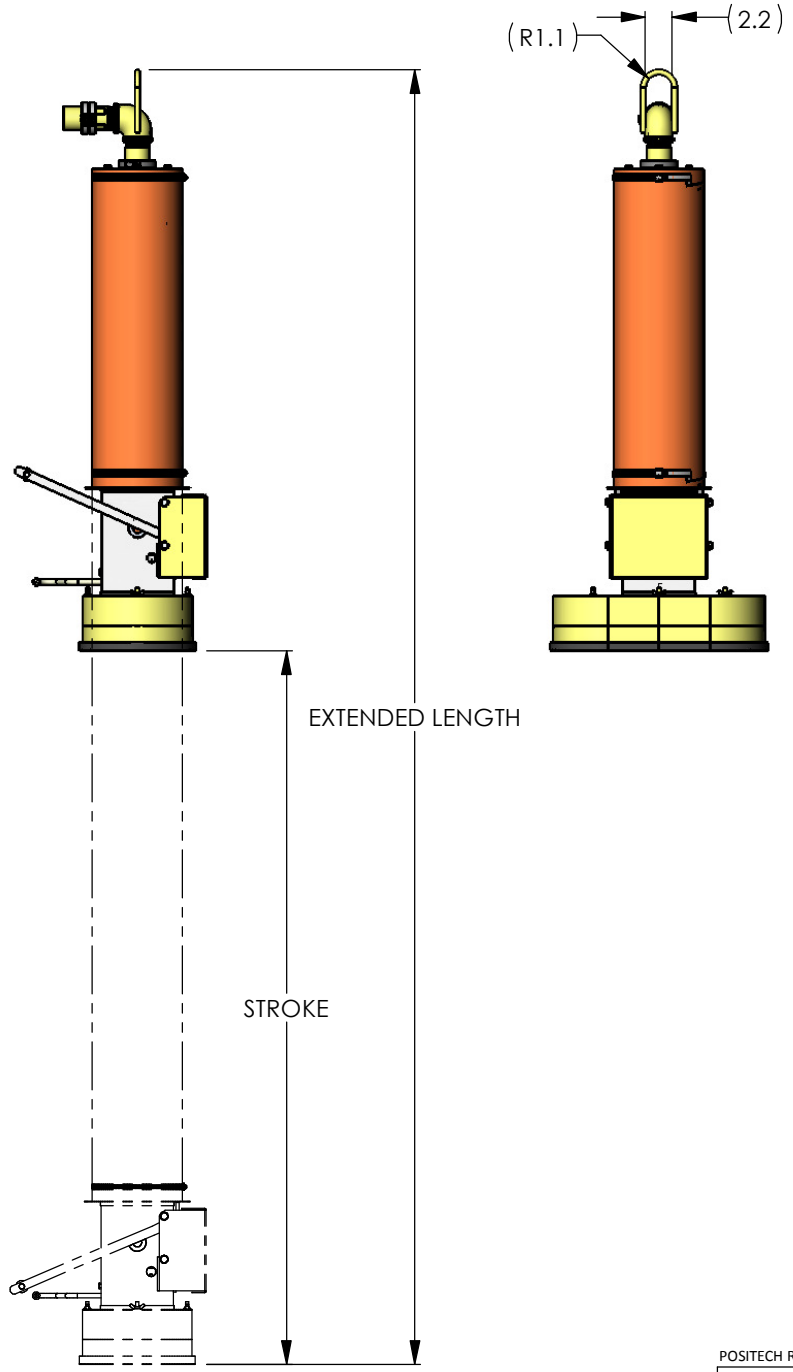
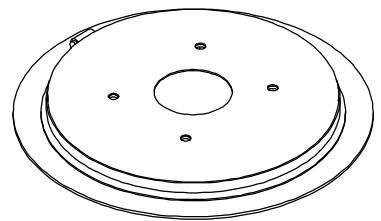


Model	Lift Tube Diameter in/mm	Blower hp/Kw	Capacity lbs/kg		
			Non-Porous	Semi-Porous	Porous
VO403	4.0/101.6	3.4/2.5	30/13.6	23/10.5	15/6.8
VO405	4.0/101.6	5.0/3.7	55/25.0	47/21.4	40/18.2
VO503	5.5/139.7	3.4/2.5	75/34.1	56/25.5	38/17.3
VO505	5.5/139.7	5.0/3.7	110/50.0	95/43.2	85/38.6
VO705	7.0/177.8	5.0/3.7	180/81.8	150/68.2	125/56.8
VO707	7.0/177.8	7.5/5.6	305/138.6	230/104.5	155/70.5
V1007	10.0/254.0	7.5/5.6	500/227.3	375/170.5	250/113.6

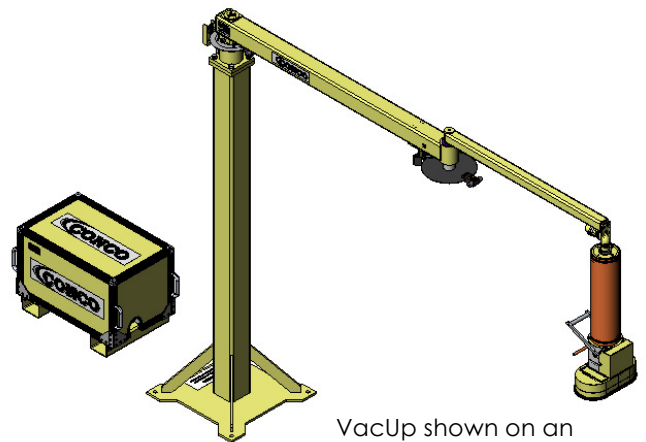


- Standard Features:**
- Heavy duty construction for a long life
 - A minimum of 6' lift
 - 360 degrees continuous rotation around the vertical axis
 - No adjustments required to lift various weights
 - Choice of standard foot attachment: Round or Bag Foot



Standard Round Foot

- Available Options:**
- Mounting Options: single arm jib crane, articulated jib crane, or overhead bridge crane
 - Multiple foot attachments for various applications are available
 - Special sound enclosures to quiet the blower system in the work cell
 - In-Line Filter System



VacUp shown on an optional Jib Arm with optional sound enclosure

POSITECH RESERVES THE RIGHT TO CHANGE SPECIFICATIONS, DESIGNS, PRICES, OR DISCONTINUE MODELS/OPTIONS, AT ANYTIME, WITHOUT NOTICE.

ALL DESIGNS, SKETCHES AND DRAWINGS ARE THE PROPERTY OF POSITECH CORPORATION LETTING, OR ALLOWING TO BE LET, THE KNOWLEDGE FOR DESIGN AND/OR FABRICATION FROM SAID DESIGNS, SKETCHES OR DRAWINGS WITHOUT THE WRITTEN CONSENT OF POSITECH CORPORATION IS EXPRESSLY FORBIDDEN.



VACUP LIFT

SCALE: 1:16	DATE: Jun-13-2017	DRAWN BY: kps	
DWG: VACUP		SHT: 1 of 1	REV: